



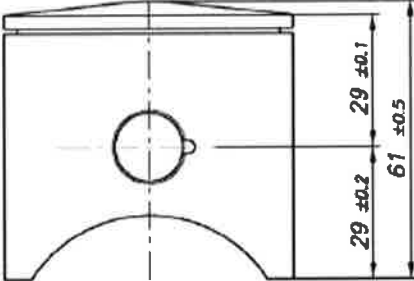

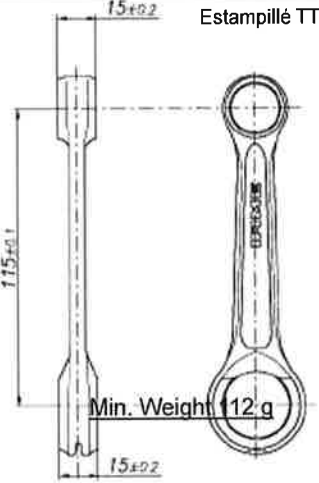
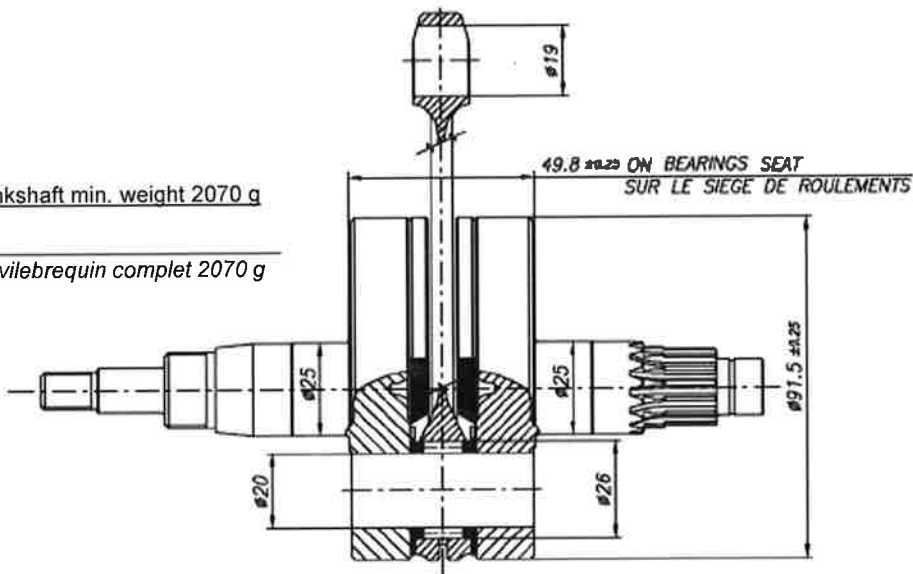
TTI ENGINE - POWERFULL - TAG



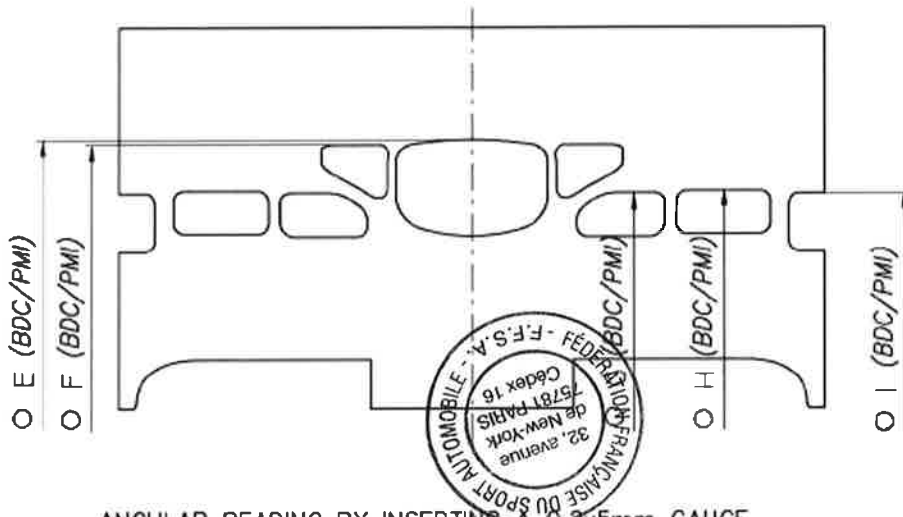
FEATURES - CARACTERISTIQUES
TOUTES PIECES ORIGINES TTI

		FEATURES - CARACTERISTIQUES TOUTES PIECES ORIGINES TTI	
		Cylinder volume <i>Volume du cylindre</i> MARQUAGE TTI	174.46 cm ³ (Max 176.6 cm ³)
		Bore <i>Alésage</i>	63.90 mm
		Max. theoretical bore <i>Alésage théorique max.</i>	64.26 mm
		Stroke <i>Course</i>	54.40 mm
		Distance between conrod cent. <i>Longueur (entre axe) de la bielle</i>	115 mm
		Cooling system <i>Système de refroidissement</i>	Water <i>Eau</i>
		Inlet system <i>Système d'admission</i>	Reed valve <i>À clapets</i>
Carburetor <i>Carburateur</i>	Dell'Orto VHSB 36-RD TTI	Cylinder / crankcase transfers n° <i>N° de canaux cylindre / carter</i>	5/3
Number of piston rings <i>Nombre de segments</i>	1	Inlet / exhaust ports number <i>N° lumières admiss. / échapp.</i>	5/3
Big end conr. bearing diam. <i>Diamètre palier tête de bielle</i>	20x26x15	Combustion chamber shape <i>Forme chambre de combustion</i>	Spherical <i>Sphérique</i>
Crankshaft bearing diam. <i>Diamètre palier du vilebrequin</i>	25x52x15 (2Pc.) 15x35x11 (1Pc.)	Selettra ignition TTI <i>Allumage Selettra / PVL TTI</i>	Digital "K" Digital "S" 690 Type
Small end conr. bearing diam. <i>Diamètre palier pied de bielle</i>	15x19x20	Electric starter <i>Démarrreur électrique</i>	Yes <i>Oui</i>



DESCRIPTION OF THE MATERIAL DESCRIPTION DES MATERIAUX		PISTON Estampillé TTI	
Conrod material <i>Matériel de la bielle</i>	Steel <i>Acier</i>	 <p>Piston min. weight (ring incl.) 155 g <i>Poids min. piston (avec segment) 155 g</i></p>	
Crankshaft material <i>Matériel du vilebrequin</i>	Steel <i>Acier</i>		
Gearbox shafts material <i>Matériel de l'arbres de boîte de vitesses</i>	Steel <i>Acier</i>		
Gears material <i>Matériel des engrenages</i>	Steel <i>Acier</i>		
Starter ring material <i>Matériel de la couronne démarr.</i>	Steel / Acier or / ou Aluminium		
Head material <i>Matériel de la culasse</i>		DISTANCE BETWEEN CONROD CENTERS ENTRE AXE DE LA BIELLE	
Cylinder material <i>Matériel du cylindre</i>		 <p>Estampillé TTI</p> <p>Min. Weight 112 g</p> <p>Poids min. 112 g</p>	
Liner material <i>Matériel de la chemise</i>			Fonte
Crankcase material <i>Matériel du carter</i>			Aluminium
Piston material <i>Matériel du piston</i>			Aluminium
Piston rings material <i>Matériel des segments</i>			Iron <i>Fonte</i>
Exhaust muffler material <i>Matériel du pot d'échappement</i>		Sheet-steel <i>Tôle acier</i>	
CRANKSHAFT – VILEBREQUIN			
 <p>Complete crankshaft min. weight 2070 g <i>Poids min. du vilebrequin complet 2070 g</i></p> <p>49.8 ±0.25 ON BEARINGS SEAT <i>SUR LE SIEGE DE ROULEMENTS</i></p>			

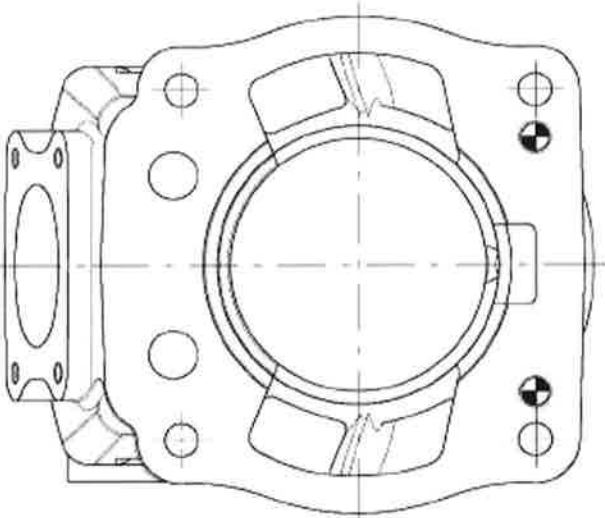
CYLINDER DEVELOPMENT - DEVELOPPEMENT DU CYLINDRE



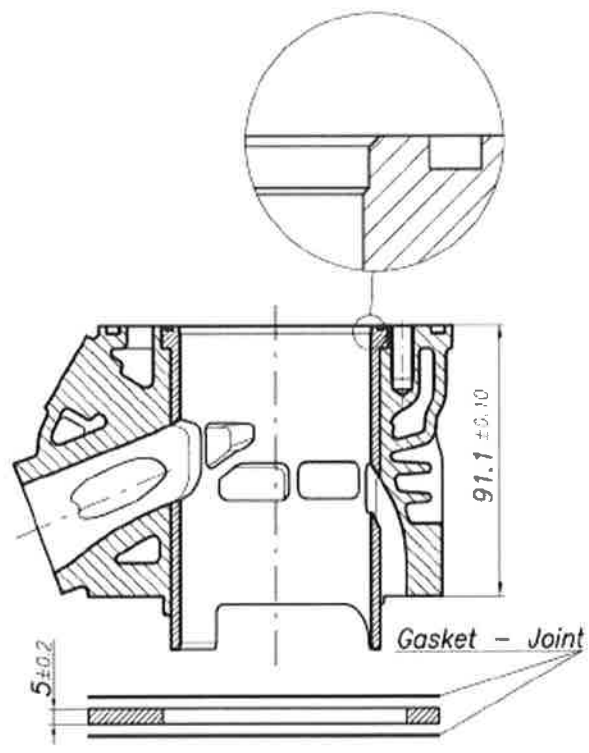
E	195° ± 2'
F	189° ± 2'
G	122.5° ± 2'
H	125.5° ± 2'
I	121° ± 3'

○ ANGULAR READING BY INSERTING A 0.2x5mm GAUGE
 LECTURE ANGULAIRE PAR INSERTION D'UNE CALE DE 0.2x5mm

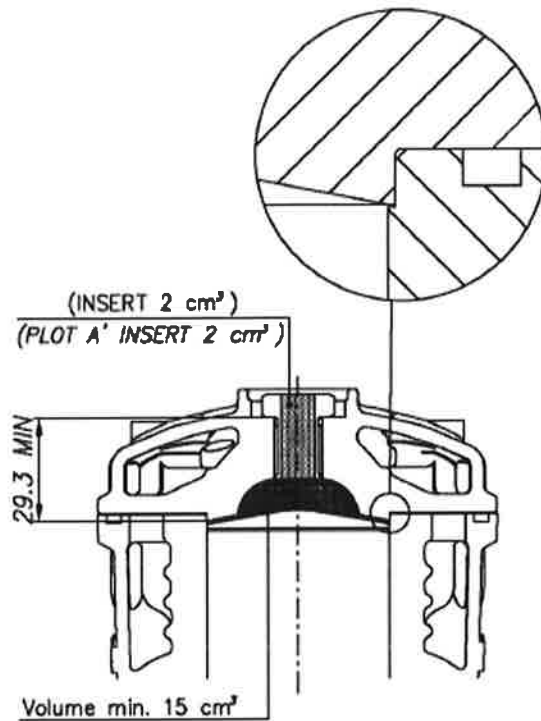
CYLINDER BASE VIEW
 VUE DE LA BASE DU CYLINDRE



CYLINDER CROSS SECTION VIEW
 VUE EN SECTION DU CYLINDRE



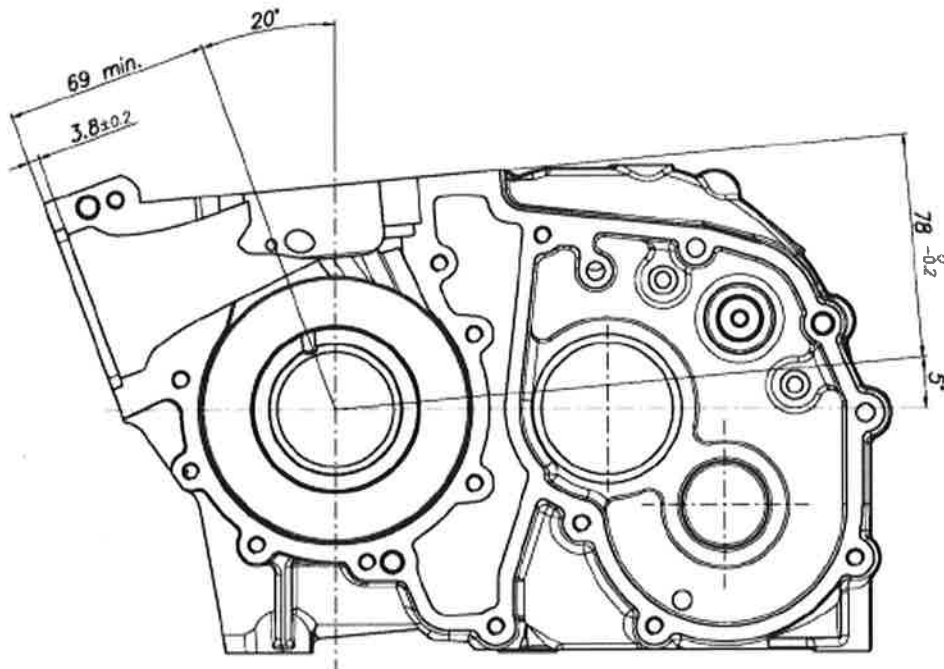
COMBUSTION CHAMBER VIEW
 VUE DE LA CHAMBRE DE COMPRESSION



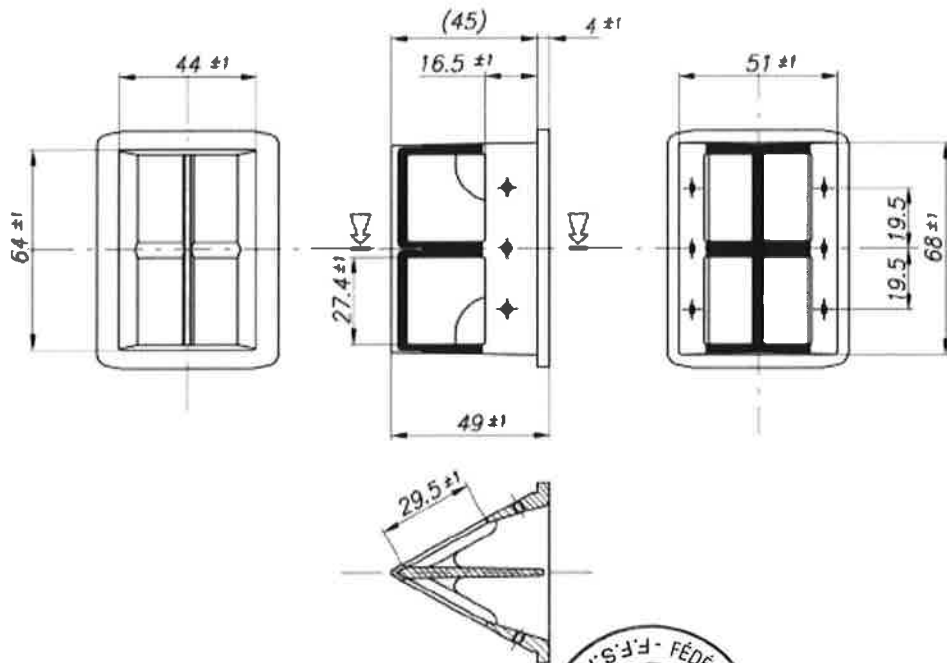
COMBUSTION CHAMBER VOLUME TOT = 17 cm³ min.
 VOLUME CHAMBRE COMBUSTION TOT = 17 cm³ min.

SQUISH MIN.

CRANKCASE INSIDE VIEW
 VUE A L'INTERIEUR DU CARTER

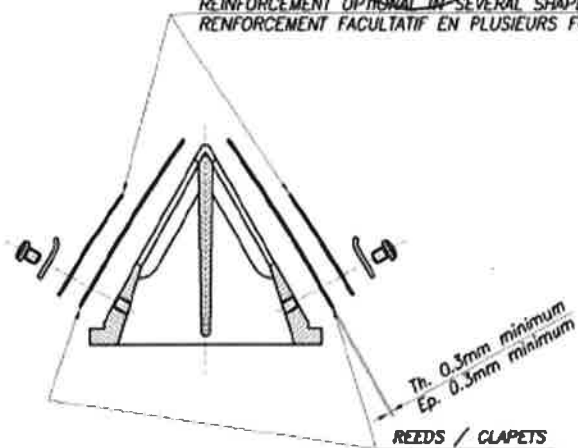


REED VALVE
BOÎTE À CLAPETS

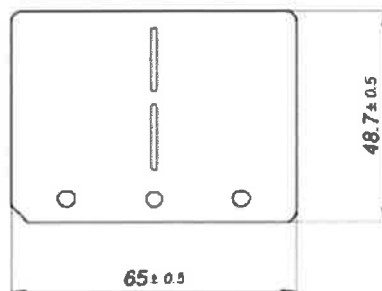


ASSEMBLY OF REED VALVE
DESSIN D'ENSEMBLE DE LA BOÎTE À CLAPETS

REINFORCEMENT OPTIONAL IN SEVERAL SHAPES
RENFORCEMENT FACULTATIF EN PLUSIEURS FORMES

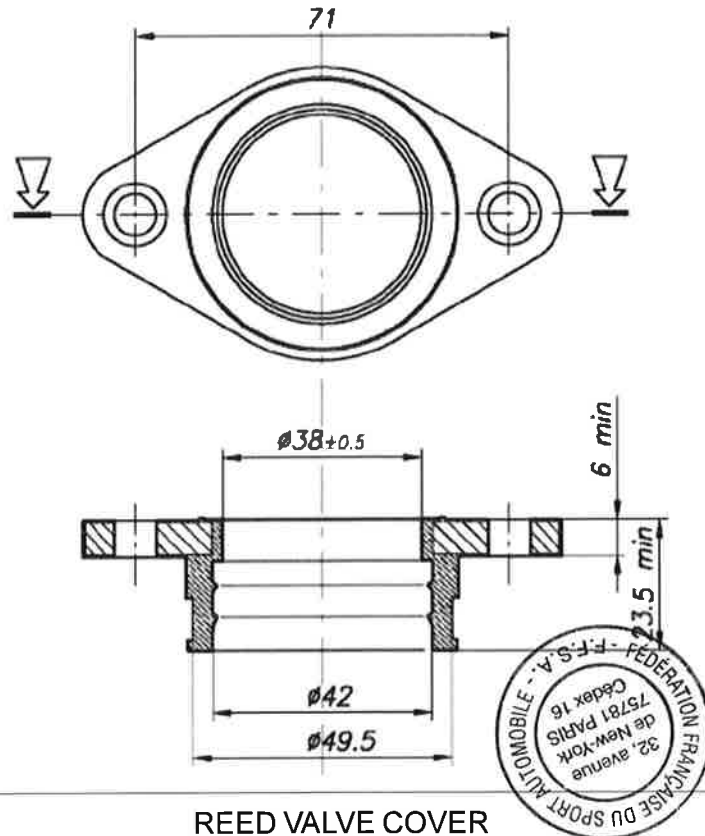


REEDS / CLAPETS

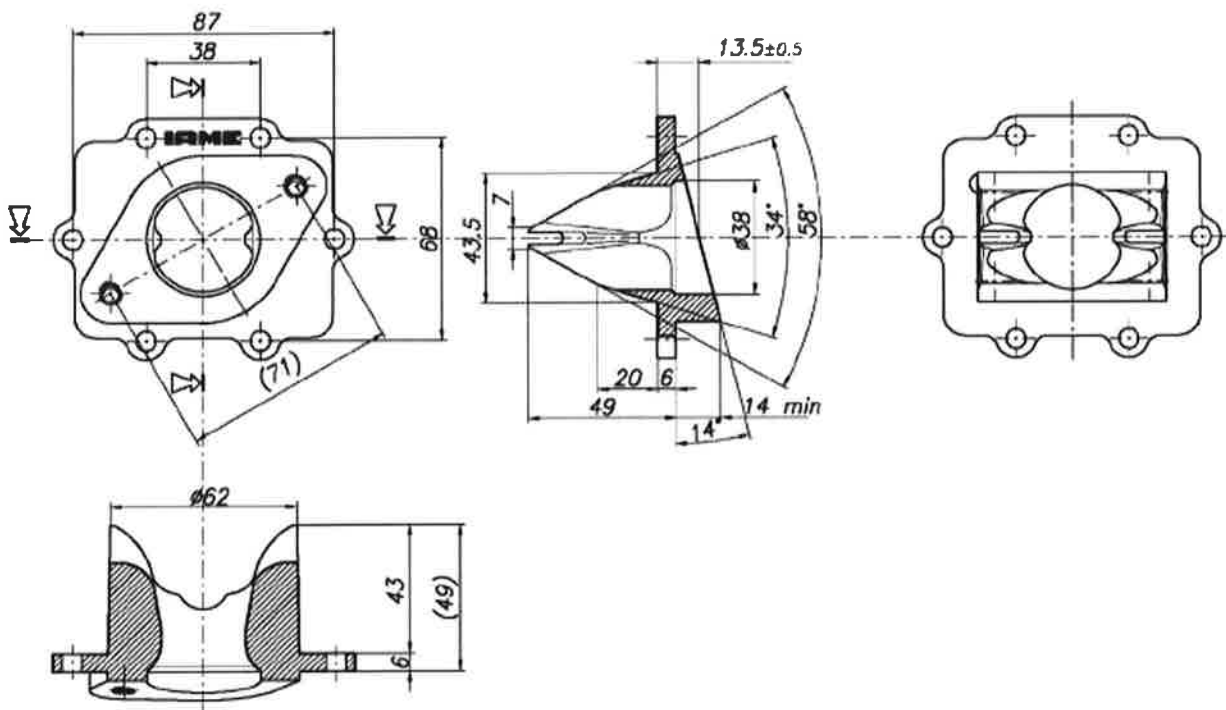


N.B.: ONLY REED "IAME" GENUINE CARBON FIBER ARE PERMITTED.
N.B. : SEULS LES CLAPETS D'ORIGINE "IAME" EN FIBRE DE CARBONE SONT AUTORISES.

CARBURETOR FITTING RUBBER
 RACCORD DU CARBURATEUR EN CAOUTCHOUC



REED VALVE COVER
 COUVERCLE DE LA BOÎTE A CLAPETS



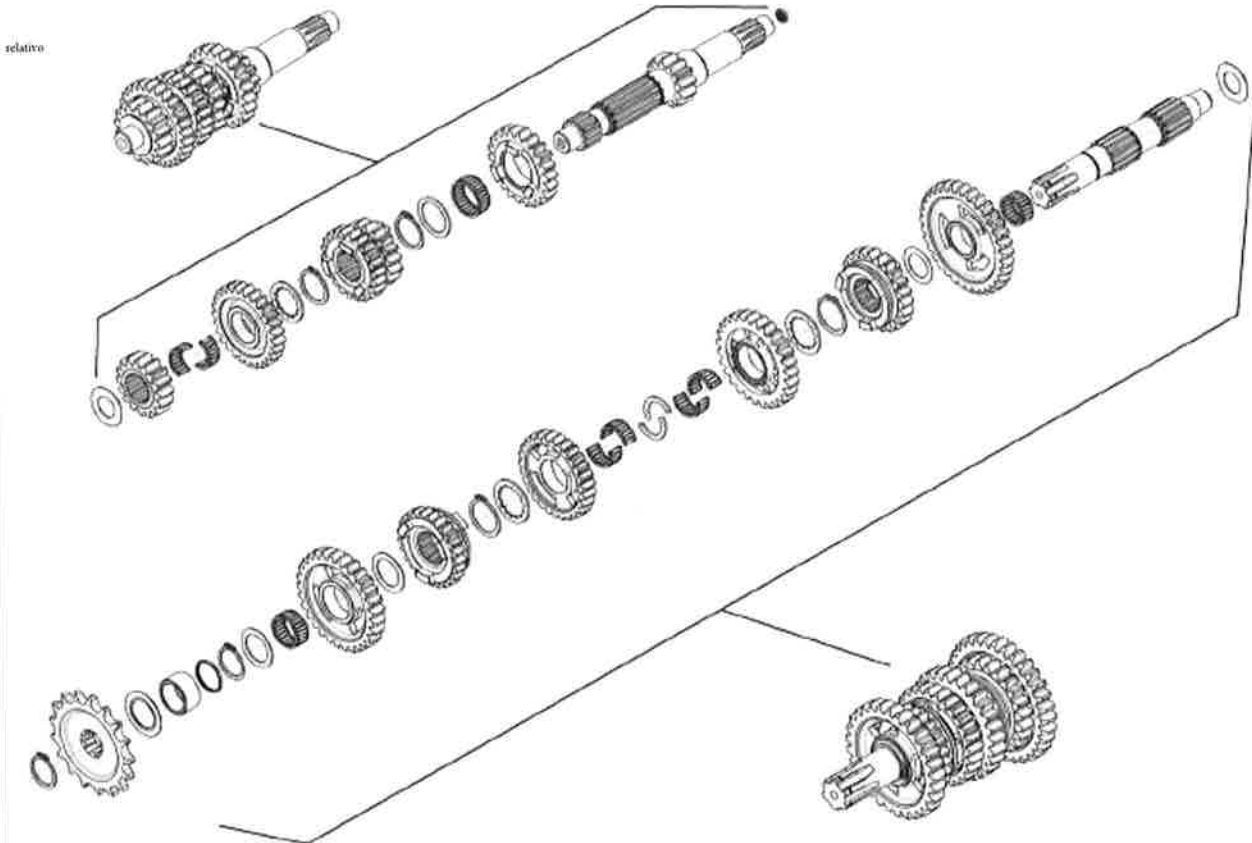
GEARBOX - BOÎTE DE VITESSES

Primary coupling - Couple primaire 19 / 75

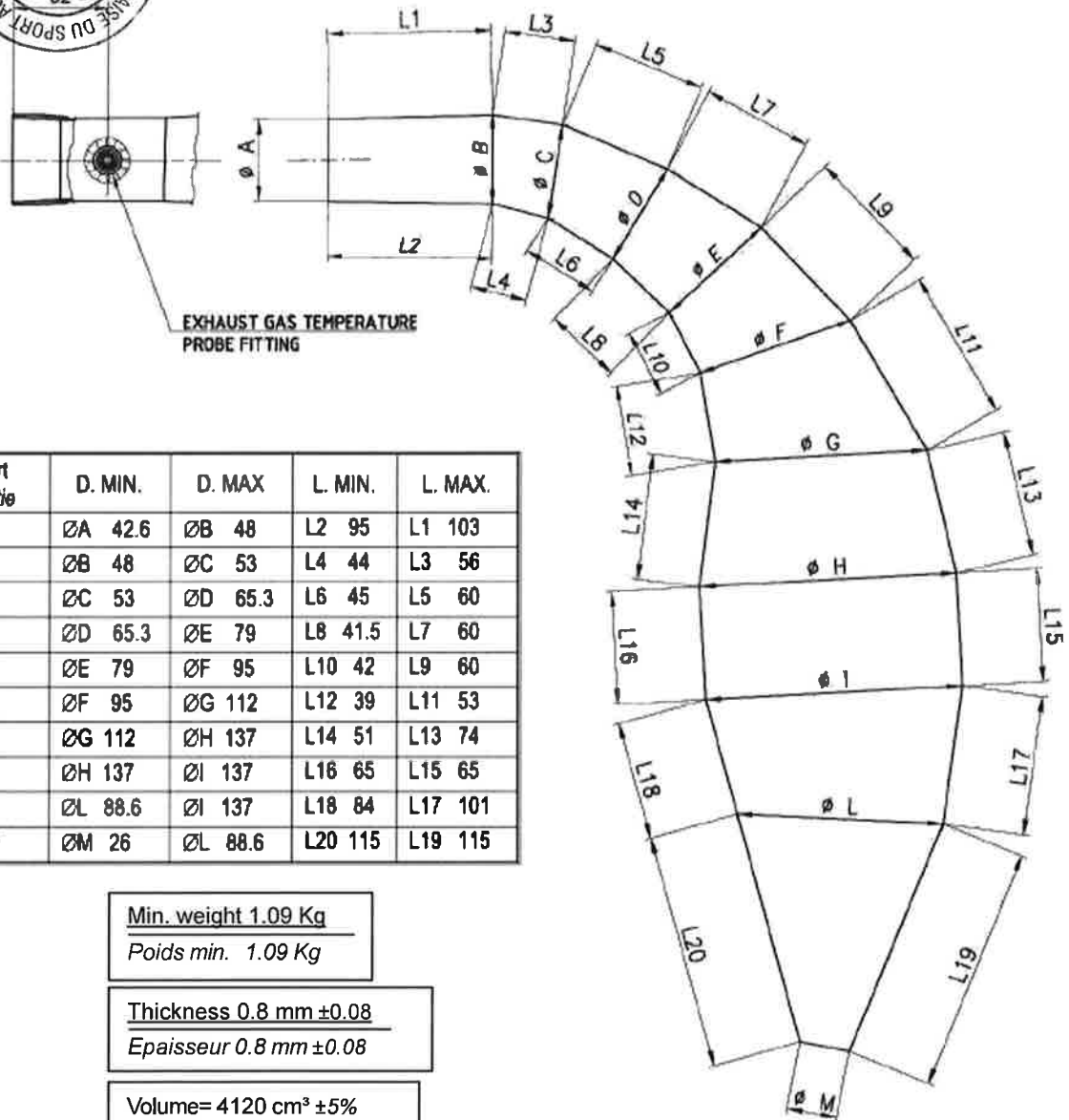
Gearbox ratios		Rapports de boîte de vitesses	
Gear - Vitesse	Primary shaft Arbre primaire	Secondary shaft Arbre secondaire	Reading of values obtained after three engine revs <i>Relevé des valeurs obtenues après trois tours moteur</i>
1 st / 1 ^{ère}	13	33	107.78°
2 nd / 2 ^e	16	29	150.95°
3 rd / 3 ^e	18	27	182.40°
4 th / 4 ^e	22	27	222.93°
5 th / 5 ^e	22	23	261.70°
6 th / 6 ^e	27	25	295.49°



EXPLODED DRAWING OF THE GEARS, MAIN SHAFT AND SECONDARY SHAFT
DESSIN EXPLODÉ DES ENGRANAGES, ARBRE PRIMAIRE ET ARBRE SECONDARIE



EXHAUST VIEW, PHOTO AND DIMENSIONS
 VUE, PHOTO ET DIMENSIONS DE L'ÉCHAPPEMENT



Part Partie	D. MIN.	D. MAX	L. MIN.	L. MAX.
1	ØA 42.6	ØB 48	L2 95	L1 103
2	ØB 48	ØC 53	L4 44	L3 56
3	ØC 53	ØD 65.3	L6 45	L5 60
4	ØD 65.3	ØE 79	L8 41.5	L7 60
5	ØE 79	ØF 95	L10 42	L9 60
6	ØF 95	ØG 112	L12 39	L11 53
7	ØG 112	ØH 137	L14 51	L13 74
8	ØH 137	ØI 137	L16 65	L15 65
9	ØL 88.6	ØI 137	L18 84	L17 101
10	ØM 26	ØL 88.6	L20 115	L19 115

Min. weight 1.09 Kg
 Poids min. 1.09 Kg

Thickness 0.8 mm ±0.08
 Epaisseur 0.8 mm ±0.08


Volume= 4120 cm³ ±5%

MC RACING CIK-FIA 6/EX - SI/22 ESTAMPILLE TTI

VUE, PHOTO ET DIMENSIONS DU SILENCIEUX

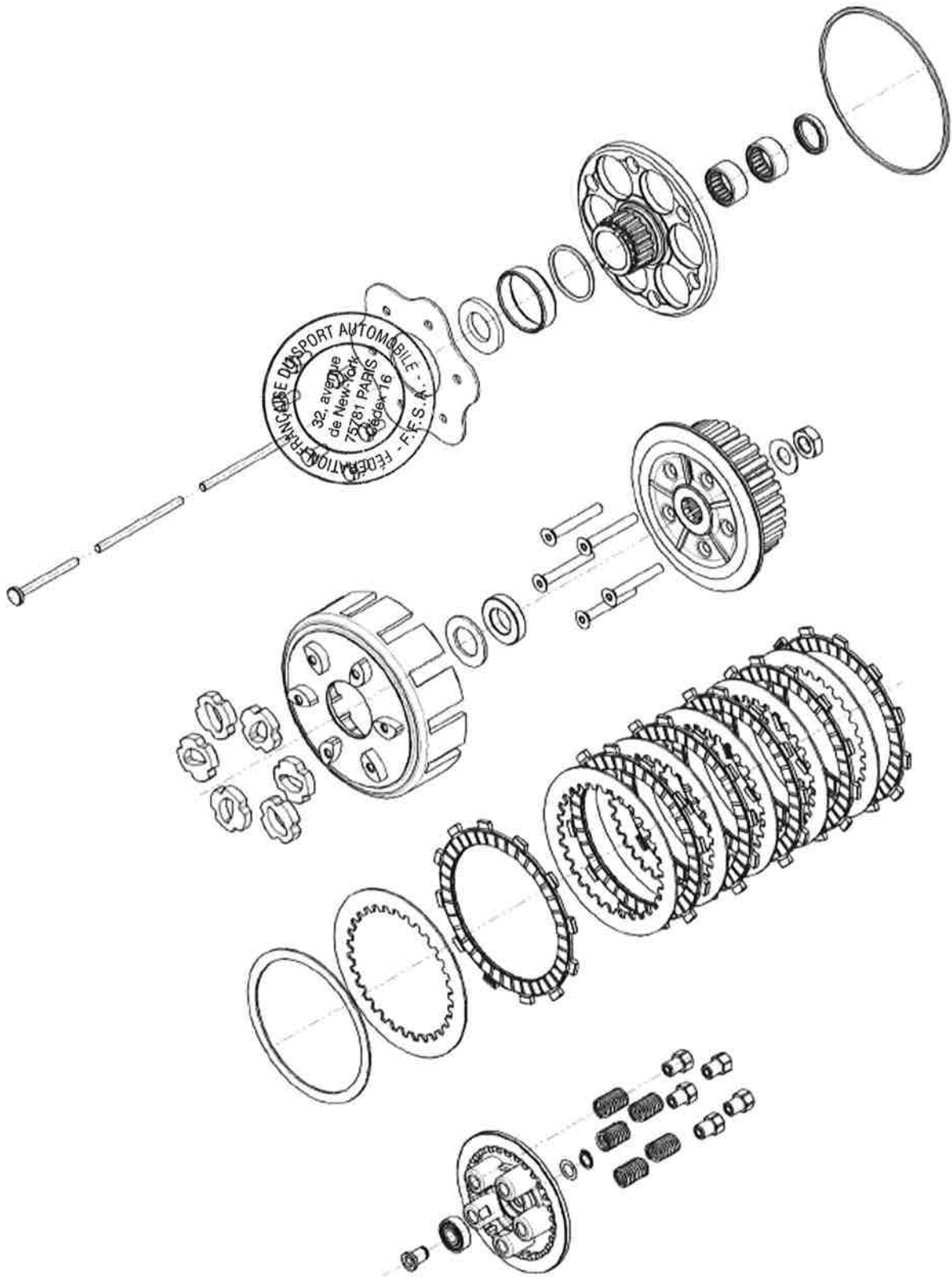


MC RACING SILENCER VIEW, PHOTO AND DIMENSIONS
VUE, PHOTO ET DIMENSIONS DU SILENCIEUX MC RACING



"MC Racing" Hom. CSAI 1041695 / 12

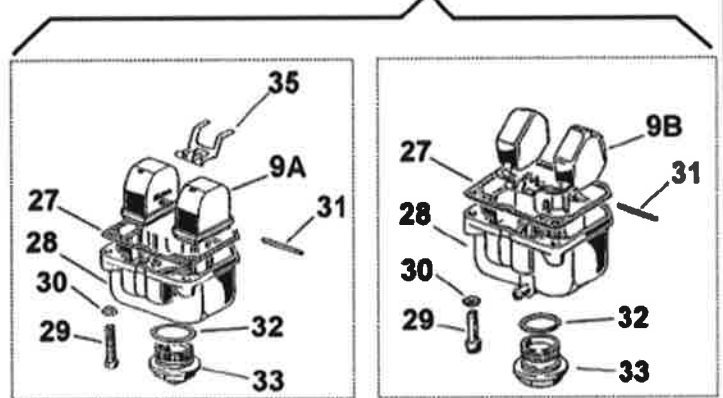
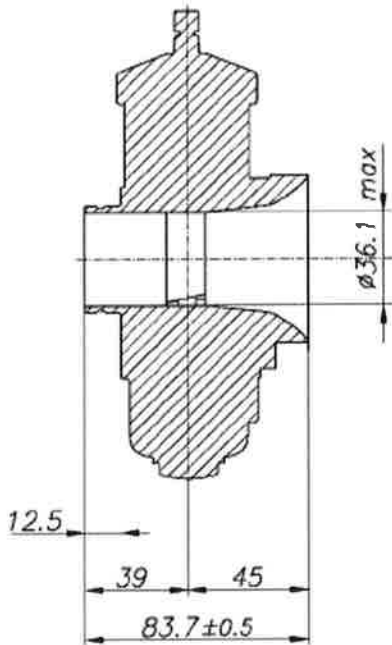
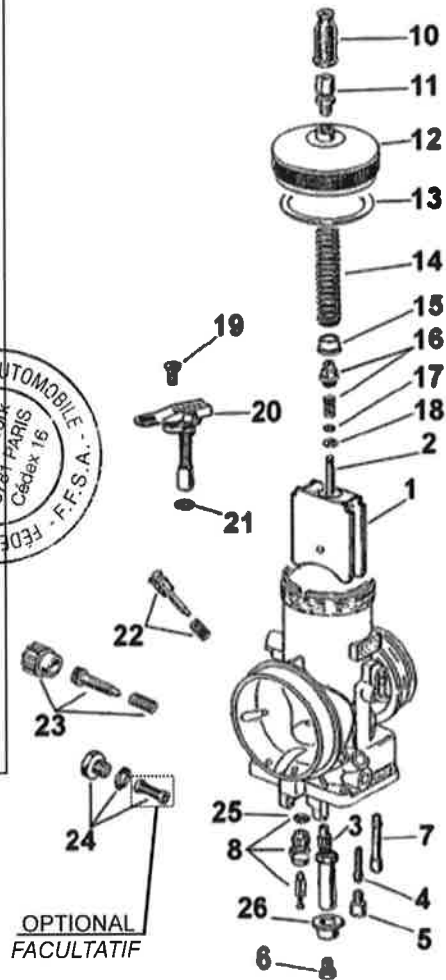
EXPLODED DRAWING OF THE CLUTCH ASSEMBLY
DESSIN EXPLOSE DE L'EMBRAYAGE COMPLETE



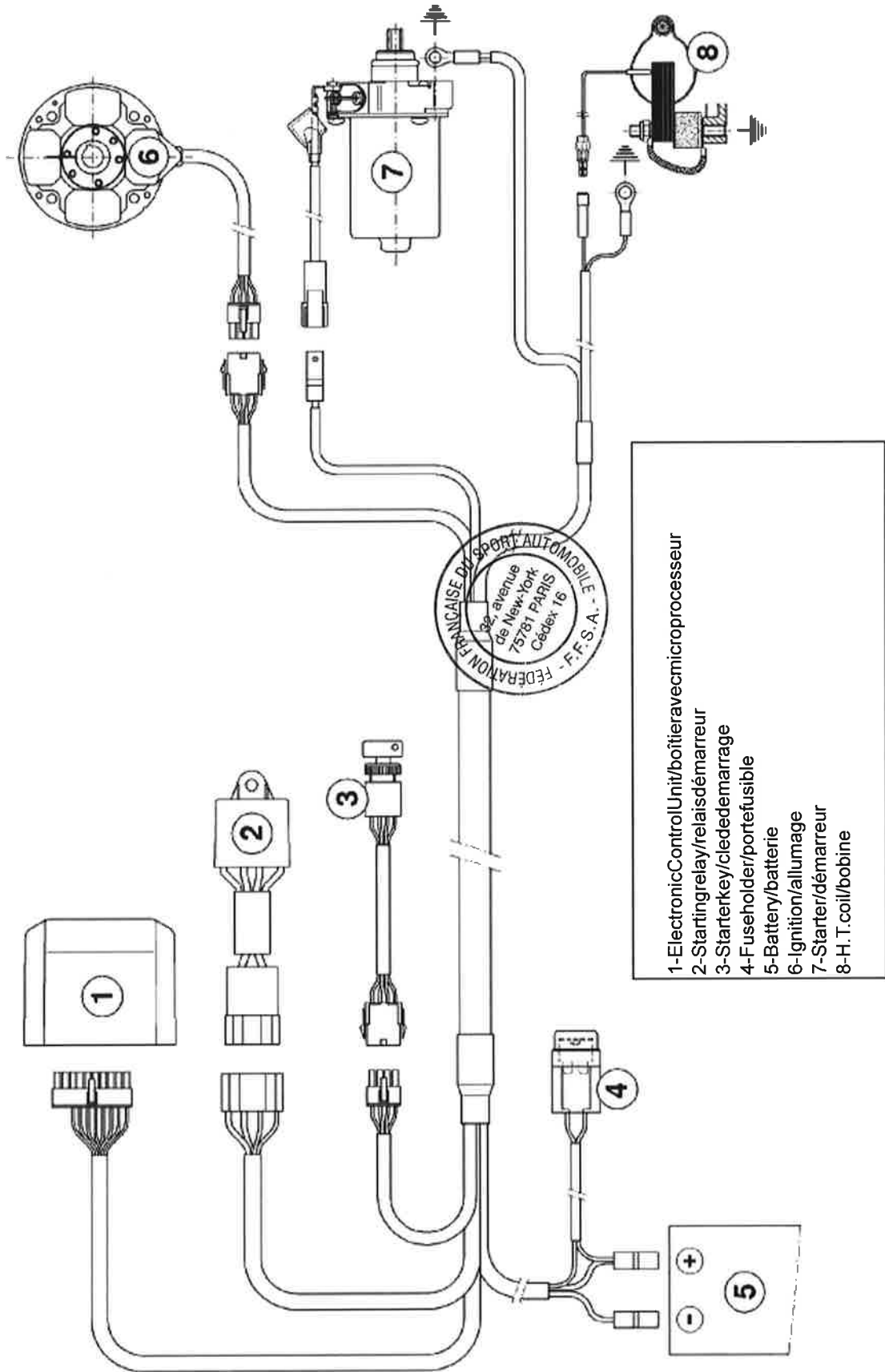
EXPLODED DRAWING AND VENTURI CARB. "DELLORTO VHSB 36-RD" DIMENSIONS
DESSIN EXPLOSÉ ET DIMENSIONS DU VENTURI DU CAR. "DELLORTO VHSB 36-RD"

1. Throttle Valve - SOUPE GAZ
2. Conical Needle - AIGUILLE CONIQUE
3. Sprayer - PULVERISATEUR
4. Minimum Emulsifier - EMULSIONNEUR
5. L. Jet - GICLEUR MIN.
6. H Jet - GICLEUR MAX.
7. Starter Jet - GICLEUR DEMARREUR
8. Needle Valve - POINTEAU
- 9A. Single Floating - FLOTTEUR INDEPENDANT
- 9B. Coupled Floating - PAIRE DE FLOTTEUR
10. Cap - BOUCHON
11. Screw Adjuster - VIS REGLAGE
12. Cover Mixing Chamber - COUVERCLE CHAMBRE DE MELANGE
13. Cover Gasket - JOINT COUVERCLE
14. Throttle Return Spring - RESSORT RETOUR SOUPE
15. Bottom Spring Guide - CULOT
16. Nipple Throttle Valve + Spring - RACCORD ROBINET GAZ + RESSORT
17. Washer - RONDELLE
18. Clip Needle - FERMOIR POINTEAU
19. Start Fixing Screw - VIS FIXATION DISPOSITIF DEMARRAGE
20. Starter Device - DISPOSITIF DEMARRAGE
21. Starter Device Seal - JOINT DISP. DEMARRAGE
22. Idle Mixture Screw - VIS MELANGE MINIMUM
23. Kit Throttle Adjusting Screw - KIT VIS REGLAGE SOUPE
24. Kit Fuel Filter - KIT FILTRE CARBURANT
25. Needle Valve Seal - JOINT POINTEAU
26. Bottom - CULOT
27. Gasket - JOINT
28. Float Chamber - CUVETTE
29. Fixing Screw Float Chamber - VIS FIXATION CUVETTE
30. Spring Washer - RONDELLE RESSORT
31. Pin Float - AXE DE FLOTTEUR
32. Tank Cap Seal - JOINT BOUCHON CUVETTE
33. Float Chamber Plug - BOUCHON CUVETTE
35. Rocker Float - BALANCIER FLOTTEUR

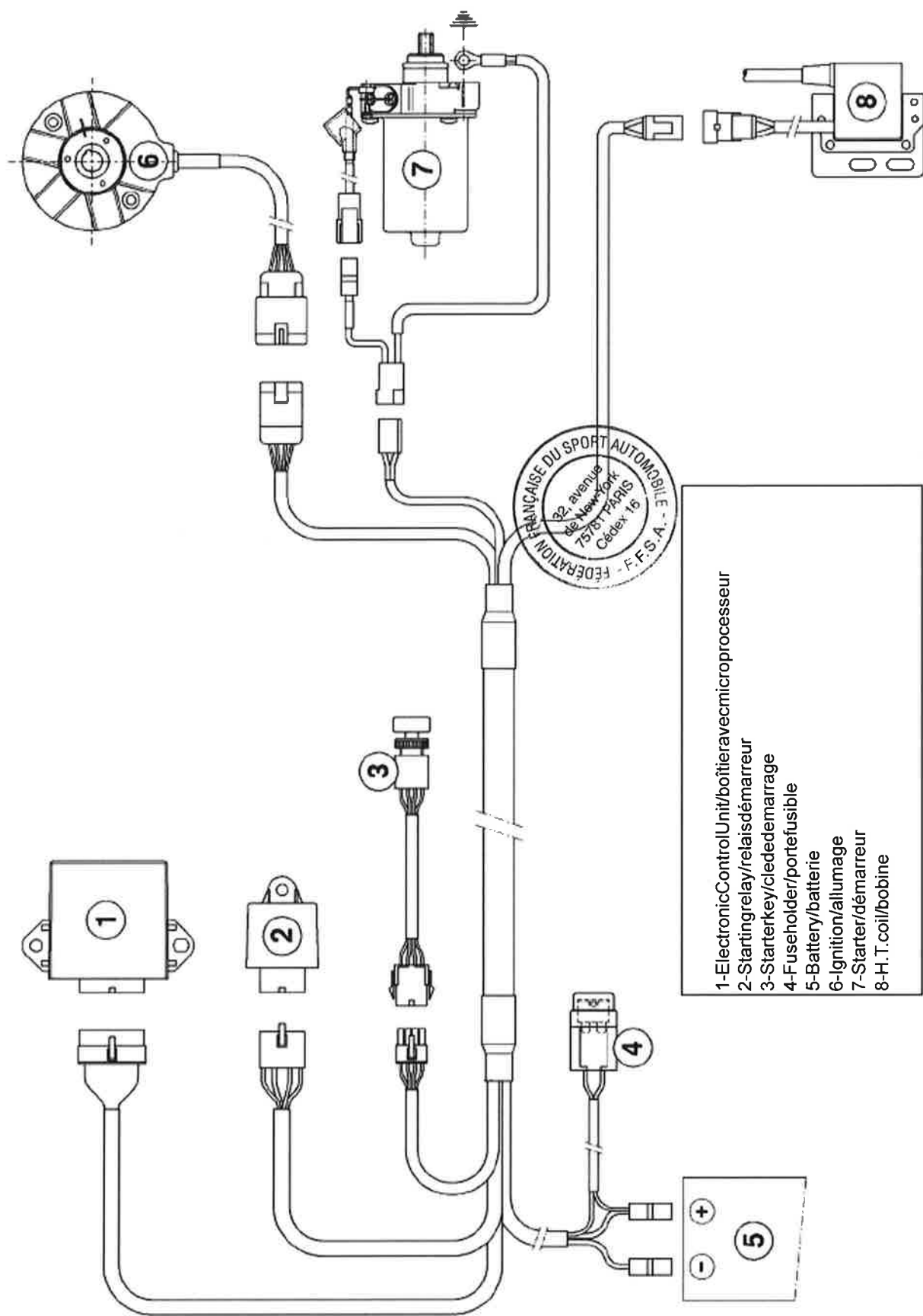
Estampillé TTI



WIRING DIAGRAM (SELETTRA DIGITAL „K“ IGNITION) TTI
 SCHEMA CIRCUIT ELECTRIQUE (ALLUMAGE SELETTRA DIGITAL "K")



WIRING DIAGRAM (PVL DIGITAL „K” IGNITION) TTI
 SCHEMA CIRCUIT ELECTRIQUE (ALLUMAGE PVL DIGITAL ”K”)



- 1-Electronic Control Unit/boîtier avec microprocesseur
- 2-Starter relay/relais démarrage
- 3-Starter key/cle de démarrage
- 4-Fuse holder/porte fusible
- 5-Battery/batterie
- 6-Ignition/allumage
- 7-Starter/démarrage
- 8-H. T. coil/bobine

SELETTRA - ELECTRONIC BOX MARKING - TTI
SELETTRA - MARQUAGE DU BOITIER ELECTRONIQUE



STARTER GEAR
COURONNE DEMARREUR

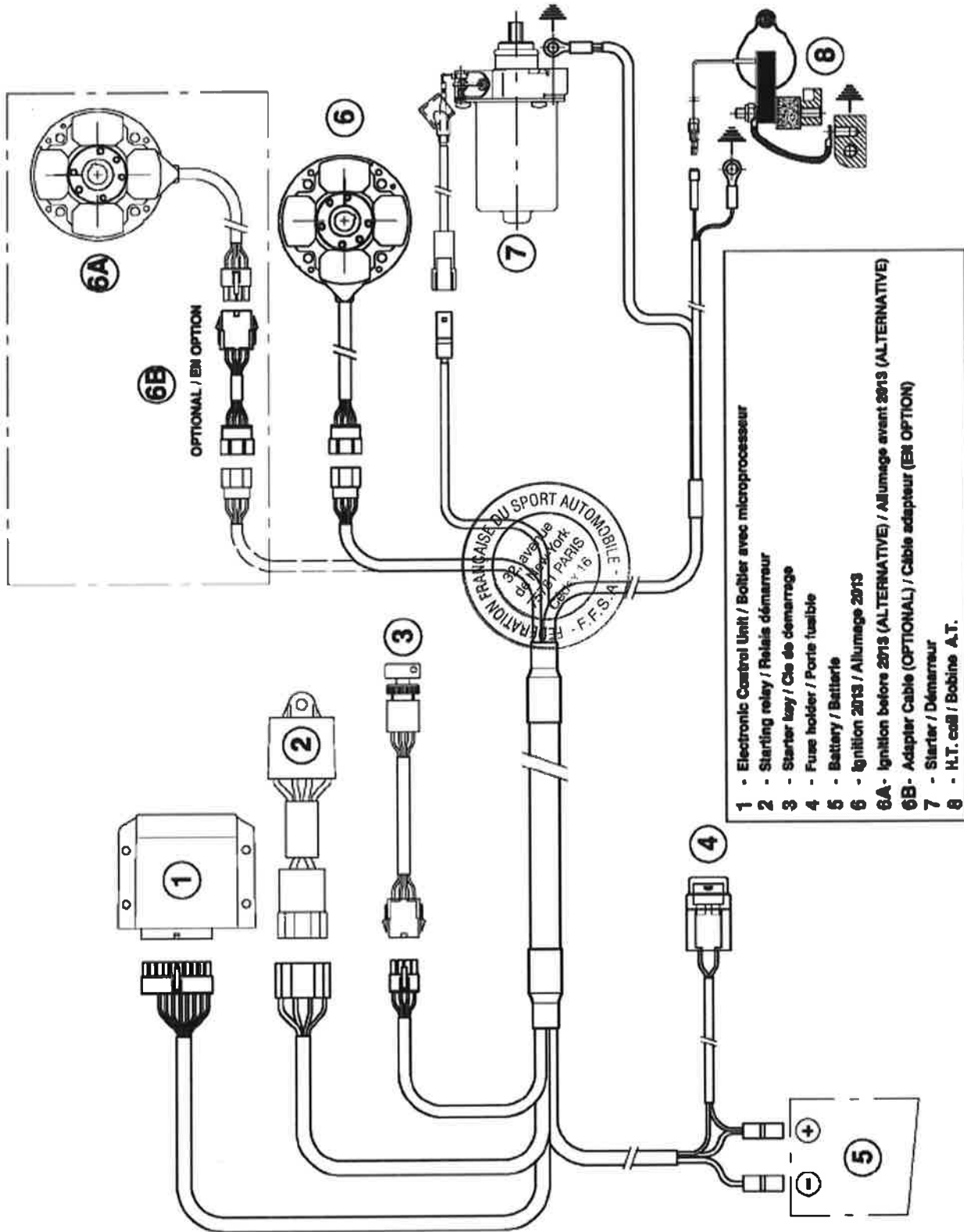
Old version - while stocks last
Vieille version - jusqu'à épuisement des stocks



New version
Nouvelle version




WIRING DIAGRAM (SELETTRA DIGITAL „K“ IGNITION 2013) - TTI
 SCHEMA CIRCUIT ELECTRIQUE (ALLUMAGE SELETTRA DIGITAL "K" 2013)




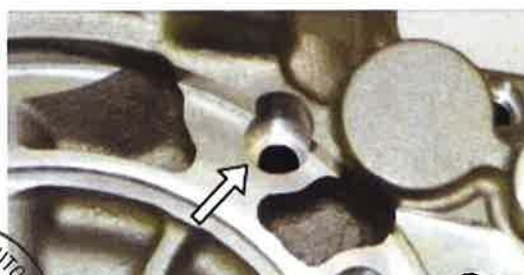

- 1 - Electronic Control Unit / Boîtier avec microprocesseur
- 2 - Starter relay / Relais démarrage
- 3 - Starter key / Cle de démarrage
- 4 - Fuse holder / Porte fusible
- 5 - Battery / Batterie
- 6 - Ignition 2013 / Allumage 2013
- 6A - Ignition before 2013 (ALTERNATIVE) / Allumage avant 2013 (ALTERNATIVE)
- 6B - Adapter Cable (OPTIONAL) / Câble adaptateur (EMS OPTION)
- 7 - Starter / Démarrage
- 8 - H.T. coil / Bobine A.T.

CRANKCASE
CARTER TTI

TYPE 1







TYPE 2



CRANKCASE
CARTER

TYPE 1

TYPE 2




CRANKCASE CARTER

MARQUAGE TTI

TYPE 1




TYPE 2

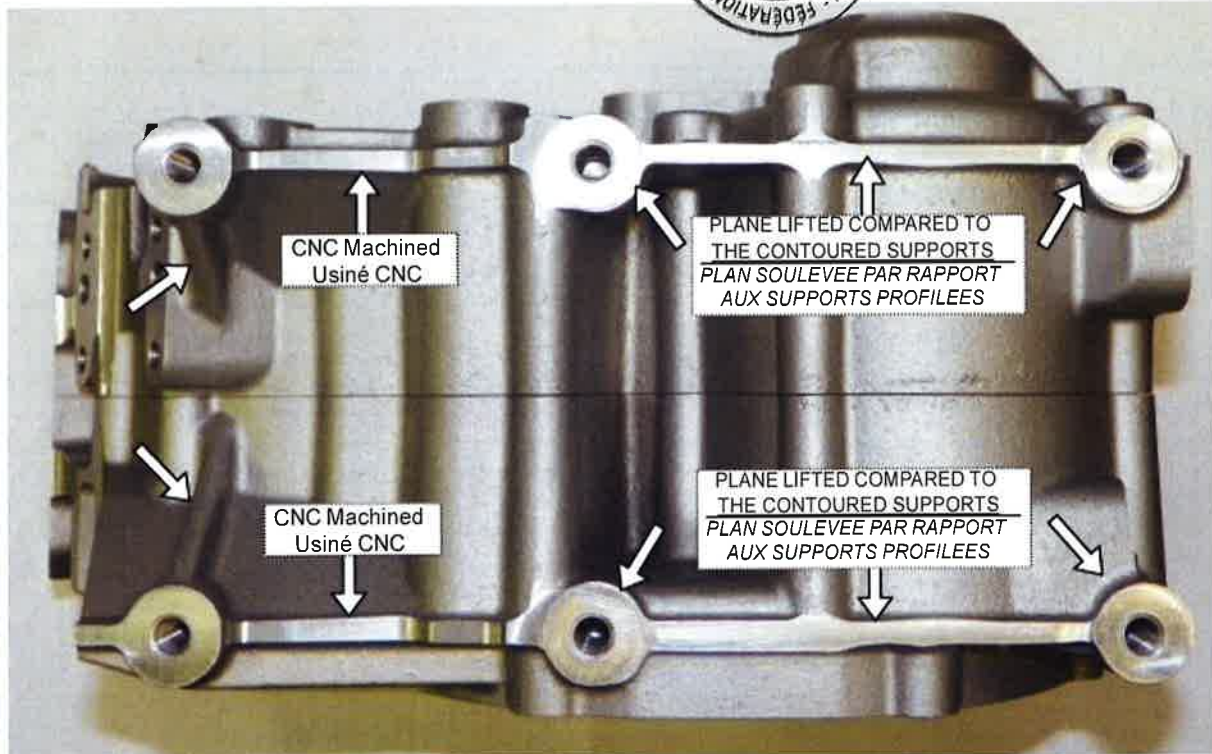


CRANKCASE
CARTER

MARQUAGE TTI
TYPE 1



TYPE 2



PISTON
ESTAMPILLE TTI

TYPE 1



TYPE 2



SELECTOR COVER IDENTIFICATION
INDENTIFICATION DU COUVERCLE SELECTEUR


TYPE 1



TYPE 2



SUPPLÉMENTAIRES Usiné CNC




SUPPLÉMENTAIRES Usiné CNC

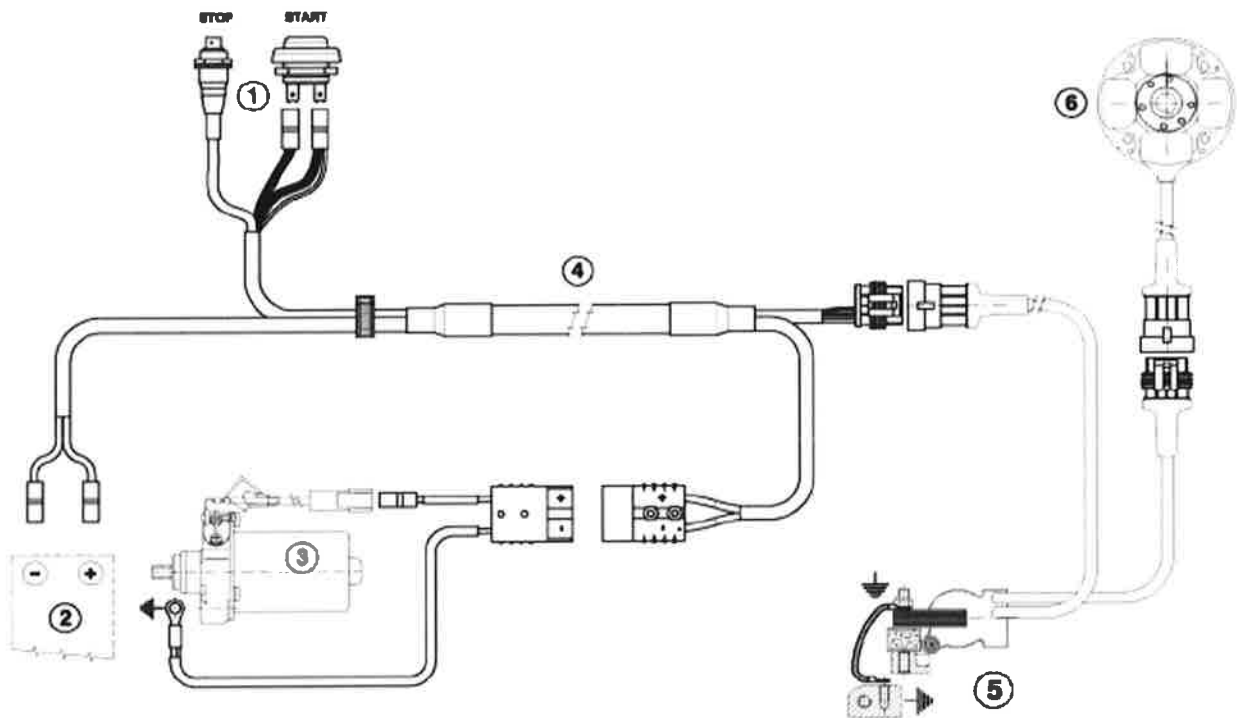
PHOTO COMPLETE ALTERNATIVE WIRING LOOM
PHOTO DU CABLAGE ELECTRONIQUE COMPLET



PHOTO OF SELETTRA ALTERNATIVE DIGITAL "S" IGNITION, WITH IAME MARKING
PHOTO DU SELETTRA DIGITAL "S" ALLUMAGE, AVEC MARQUAGE IAME / TTI



WIRING DIAGRAM (SELETTRA DIGITAL "S" IGNITION) - TTI
 SCHEMA CIRCUIT ELECTRIQUE (ALLUMAGE SELETTRA DIGITAL "S")



- 1** - Push buttons Start & Stop / Bouton poussoir du démarreur
2 - Battery / Batterie
3 - Starter / Démarreur
4 - Wiring cable / Cablage électrique
5 - H.T. coil and Electronic Control Unit
 / Bobine A.T. et boîtier avec microprocesseur
6 - Ignition / Allumage



ALTERNATIVE STARTER GEAR
COURONNE DEMARREUR ALTERNATIVE

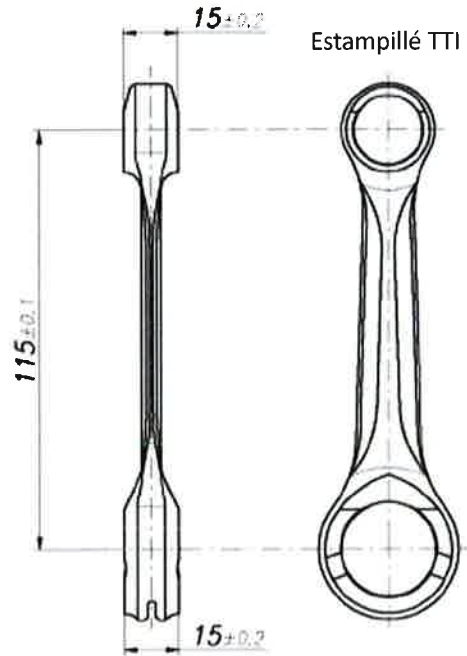


ALTERNATIVE CONROD IDENTIFICATION
 IDENTIFICATION DU BIELLE ALTERNATIVE

PHOTO IDENTIFICATION
 IDENTIFICATION PHOTO

DISTANCE BETWEEN CONROD CENTERS
 ENTRE AXE DE LA BIELLE

| VARIABLE |



Min. weight 119 g
 Poids min. 119 g

PRESELECTOR CONTROL SHAFT – TYPE 1
 ARBRE COMMANDE PRESELECTEUR – TYPE 1



PRESELECTOR CONTROL SHAFT – TYPE 2
 ARBRE COMMANDE PRESELECTEUR – TYPE 2



ALTERNATIVE SELECTOR COVER IDENTIFICATION
 INDENTIFICATION DU COUVERCLE SELECTEUR ALTERNATIVE



SHIFT CONTROL LEVER – TYPE 1
 LEVIER DE VITESSE – TYPE 1


SHIFT CONTROL LEVER – TYPE 2
 LEVIER DE VITESSE – TYPE 2



NEW 5th PORT – ADMISSION IDENTIFICATION
 INDENTIFICATION DU NOUVEAU 5 LUMIERE

VIEW FROM "A" ↙
 VUE DE "A"

Marquage TTI



VIEW FROM "B" ↘

VUE DE "B"



TYPE 1

TYPE 2

VIEW FROM "A" - VUE DE "A"

VIEW FROM "A" - VUE DE "A"



VIEW FROM "B" - VUE DE "B"

VIEW FROM "B" - VUE DE "B"



ALTERNATIVE CYLINDER CROSS SECTION VIEW
VUE EN SECTION DU CYLINDRE ALTERNATIVE

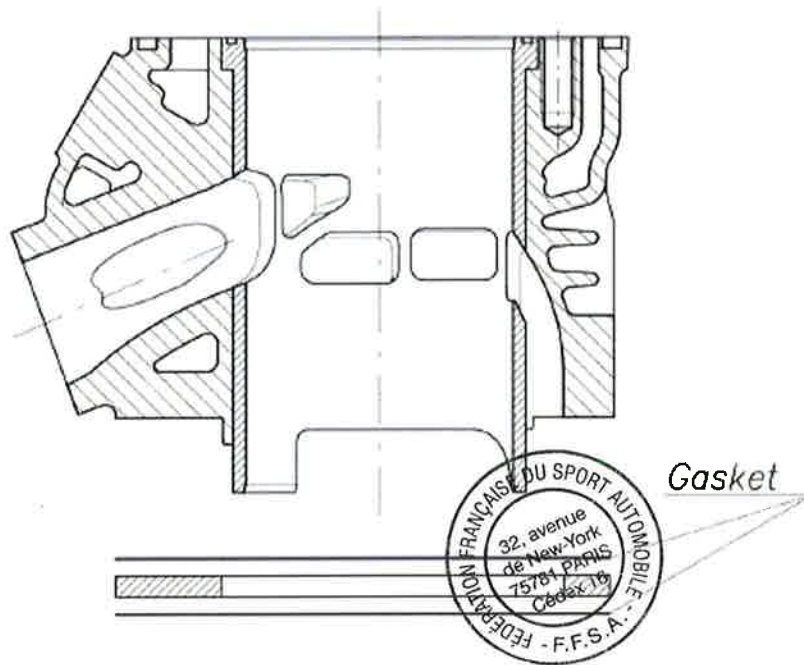


PHOTO OF THE ALTERNATIVE CYLINDER FROM ABOVE TTI
VUE DU HAUT DU CYLINDRE ANTERNATIVE



COMPONENTS WITH ALTERNATIVE NEW LOGO "IAME"
 COMPOSANTS AVEC NOUVEAU LOGO ALTERNATIF "IAME"

CYLINDER HEAD
 CULASSE




CYLINDER TTI
 CILINDRE TTI



SEMICARTER TRANSMISSION SIDE
 SEMICARTER CÔTÉ PIGNON TTI



SEMICARTER IGNITION SIDE
 SEMICARTER CÔTÉ ALLUMAGE TTI



COMPONENTS WITH ALTERNATIVE NEW LOGO "IAME"
COMPOSANTS AVEC NOUVEAU LOGO ALTERNATIF "IAME"

EXHAUST
ECHAPPEMENT




NEW / NOUVEAU LOGO



COMPONENTS WITH ALTERNATIVE NEW LOGO "IAME"
 COMPOSANTS AVEC NOUVEAU LOGO ALTERNATIF "IAME"

SELECTOR COVER
 COUVERCLE DE SELECTEUR



NEW / NOUVEAU LOGO



SHIFT CONTROL LEVER
 LEVIER DE VITESSE



NEW / NOUVEAU LOGO



CLUTCH SIDE COVER
 COUVERCLE D'EMBAYAGE



NEW / NOUVEAU LOGO



STARTER SUPPORT
 SUPPORT DE DEMARREUR



NEW / NOUVEAU LOGO



COMPONENTS WITH ALTERNATIVE NEW LOGO "IAME"
COMPOSANTS AVEC NOUVEAU LOGO ALTERNATIF "IAME"

THE OTHERS COMPONENTS OF ENGINE THAT ARE MARKED (LASER OR PUNCHING) UNTIL TODAY WITH LOGO OR WRITTEN "IAME"

LES AUTRES COMPOSANTS DU MOTEUR AVEC MARQUAGE (LASER OU POINÇONNEUSE) AUJOURD'HUI AVEC LE LOGO OU ÉCRIT " IAME "

I A M E

or

IAME



NOW COULD BE MARKED WITH NEW LOGO "IAME"

MAINTENANT POURRAIT EST MARQUAGE AVEC NOUVEAU LOGO "IAME"

ia me

or

ia me

or

